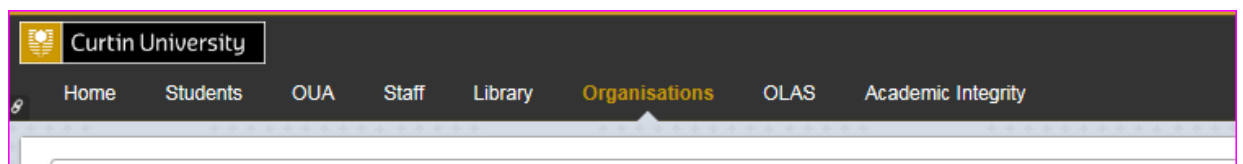


Research Integrity Training on Blackboard

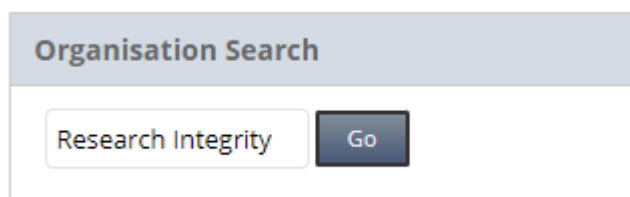
Instructions on how to self-enrol and complete the training

How to self-enrol in the 'Research Integrity'

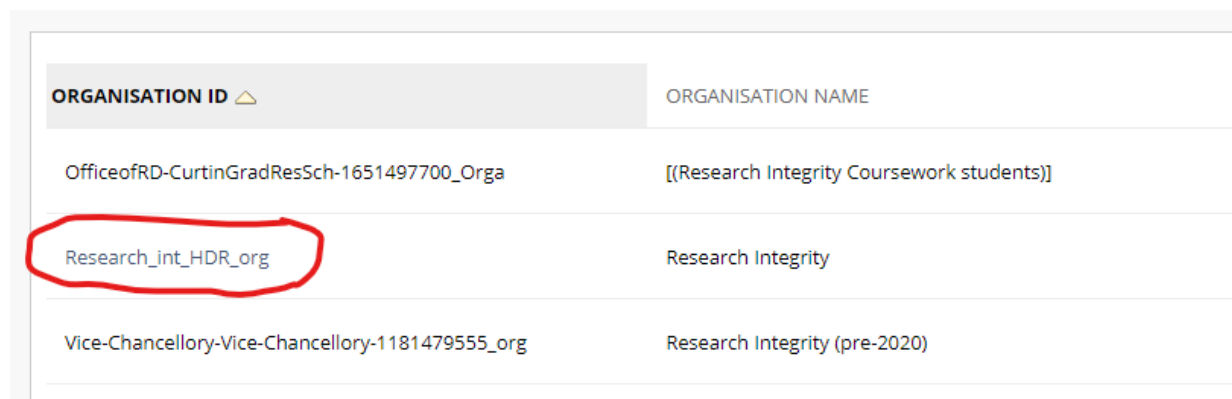
1. Log into Student OASIS <https://oasis.curtin.edu.au/Auth/LogOn>
Click on the link to Blackboard. Your Blackboard home page will load.
2. Navigate to the Organisations Tab




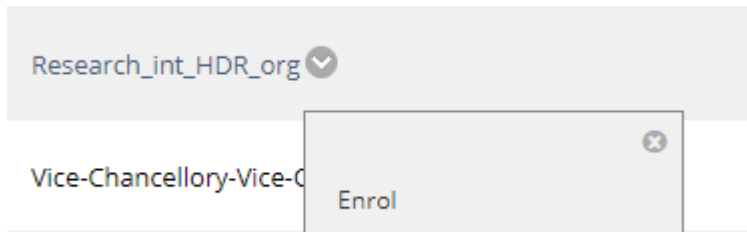
3. Go to the 'Organisation Search' field and type 'Research Integrity'.

A screenshot of the 'Organisation Search' form. The form has a light blue header with the text 'Organisation Search'. Below the header is a search input field containing the text 'Research Integrity' and a dark blue 'Go' button.

4. Under column 'Organisation ID', hover over the 'Research_int_HDR_org' to display the downward arrow, and then select Enrol.

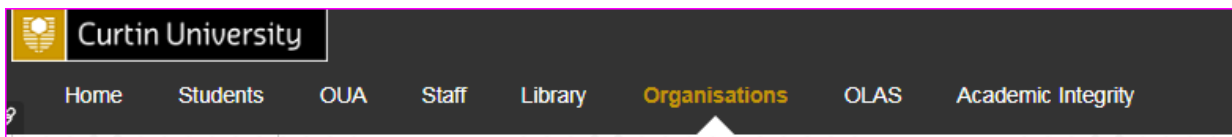
A screenshot of the Organisation Search results table. The table has two columns: 'ORGANISATION ID' and 'ORGANISATION NAME'. The 'Research_int_HDR_org' entry is circled in red. The table contains three rows of data.

ORGANISATION ID 	ORGANISATION NAME
OfficeofRD-CurtinGradResSch-1651497700_Orga	[(Research Integrity Coursework students)]
Research_int_HDR_org	Research Integrity
Vice-Chancellor-Vice-Chancellor-1181479555_org	Research Integrity (pre-2020)



(There are two older organisations that no longer accept enrolments, do not select these ones: Research Integrity Coursework students; Research Integrity – pre-2020)

5. You will now have access to the organisation: *Research Integrity*. To find it, open the Organisations tab, look under the 'My Organisations' section. It can also be found on the **Home** tab.



If you have problems accessing the *Research Integrity* training on Blackboard, please email ROC-Excellence@curtin.edu.au

Does the web browser matter?

When using Blackboard, the recommended web browsers are Google Chrome, Firefox or Safari.

Need help?

- If you cannot self-enrol in 'Research Integrity', or cannot see it listed under the heading 'My Organisations', or if you have any other questions about the training, please contact ROC-Excellence@curtin.edu.au

I've logged into the unit, what do I do now?

The unit Menu (on the left-hand-side) displays the contents for the course:

- **Announcements** - information about completion of the unit
- **Contacts**
- **Unit Materials** – (includes 13 short courses, with a Quiz for each course.
- **My Grades** - shows the Pass/Fail result once a user has submitted the quiz. A Pass grade is awarded where a minimum of 80% of questions are answered correctly
- **Originality Checking** – contains links to Turnitin for uploading documents
- **Turnitin How-to videos**
- **Studiosity** link (for online research writing help)

Click on **Unit Materials** to access the series of 13 courses

- The Responsible Conduct of Research
- When Things Go Wrong: Breaches of the Code
- Planning Your Research
- Managing and Recording Your Research
- Data Selection, Analysis and Presentation
- Scholarly Publication
- Professional Responsibilities
- Communication and Social Responsibility
- Conflicts of Interest
- Responsible Conduct of Human Participants Research
- The Care and Use of Animals in Research
- Intellectual Property
- Export Controls

Starting at the top 'The Responsible Conduct of Research', read/work through the material for each course, then complete the quiz at the end of each course. Once you have passed the first quiz, this will unlock the next course, and so on).

Research Integrity - HDR Unit Materials

Unit Materials

- [The Responsible Conduct of Research](#)
- [The Responsible Conduct of Research Quiz](#)
- [When Things Go Wrong: Breaches of the Code](#)
- [Planning Your Research](#)
- [Managing and Recording Your Research](#)
- [Data Selection, Analysis and Presentation](#)

students need to pass this quiz before they see the next modules quiz

What do the course quizzes involve?

- Each quiz contains 10 multiple-choice questions.
- You must achieve 80% to pass each individual quiz (8/10).
- Each quiz can be saved and resumed later
- Each quiz allows multiple attempts until a pass is achieved for that quiz
- **My Grades** (in the left-hand menu) - the result for the quiz will show as a score out of 10. You must score a minimum of 8/10 (80%) to pass a quiz
- When you have passed all 13 quizzes, your Final Grade will say 'Pass'.
- To view/print your Pass result, click on 'My Grades' and select **all**. If you are submitting an ethics application, you will need to attach a copy of the screen shot.

How to print your Pass result

There are no certificates in Blackboard for this training. Instead, please take a screen shot of your Pass result.

In the left-hand menu, select 'My Grades' and then 'All' (your name will be displayed in the top right hand corner)

When taking a screen shot, ensure the following 3 pieces of information are included:

1. The name of the training appears at the top of the left-hand menu "Research Integrity",
2. Your name - which appears in the top right-hand corner of the Blackboard screen,
3. 'Pass'.

